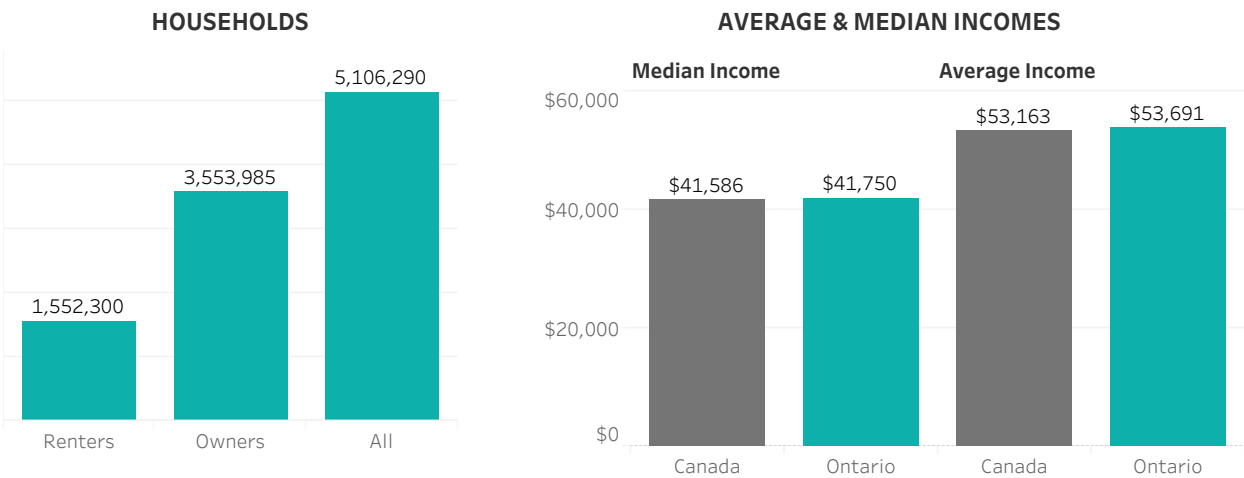


# A Snapshot of Renters in Canada & Ontario



### AVERAGE PROPORTION OF INCOME SPENT ON RENT & UTILITIES

Canada	Ontario
23%	25%



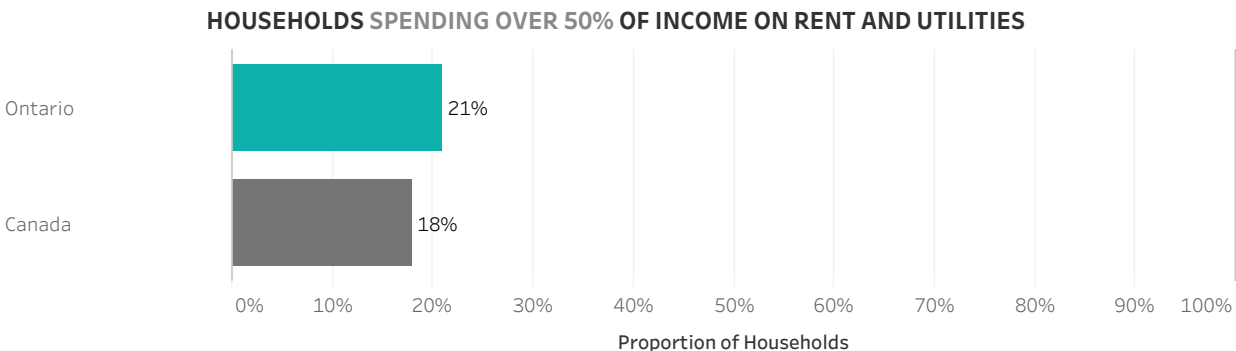
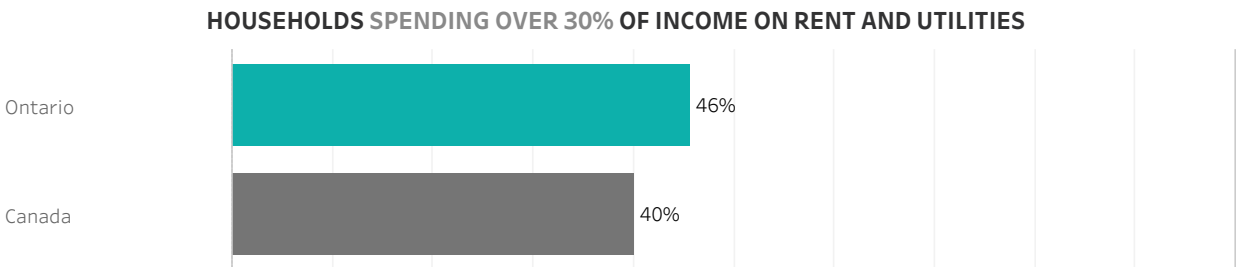
### AVERAGE MONTHLY RENT & UTILITIES

Canada	Ontario
\$1,002	\$1,109

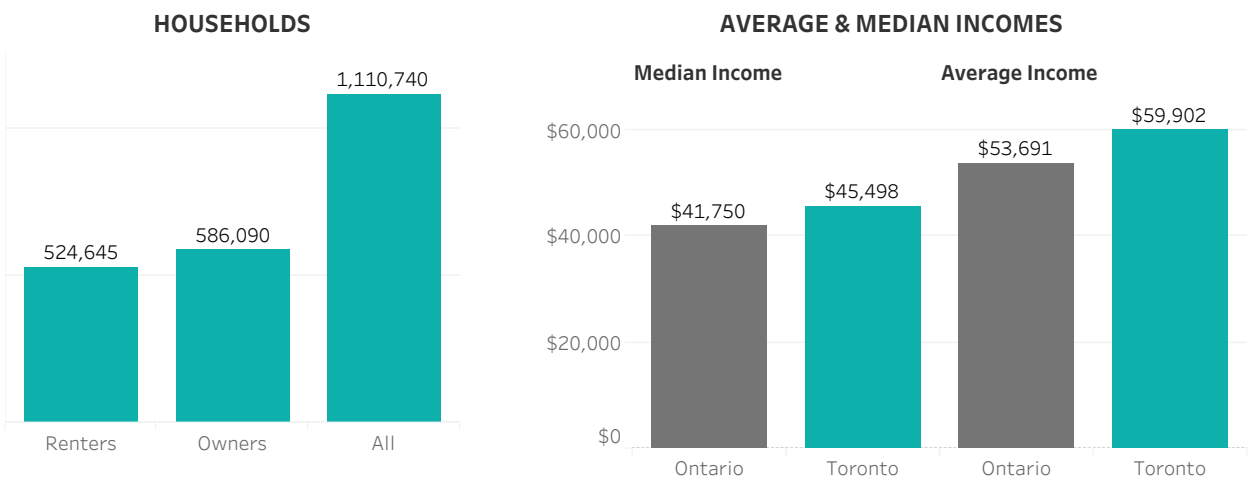


### HOUSEHOLDS LIVING IN OVERCROWDED CONDITIONS

Canada	Ontario
9%	12%



# A Snapshot of Renters in Ontario & Toronto



## AVERAGE PROPORTION OF INCOME SPENT ON RENT & UTILITIES

Ontario	Toronto
25%	25%



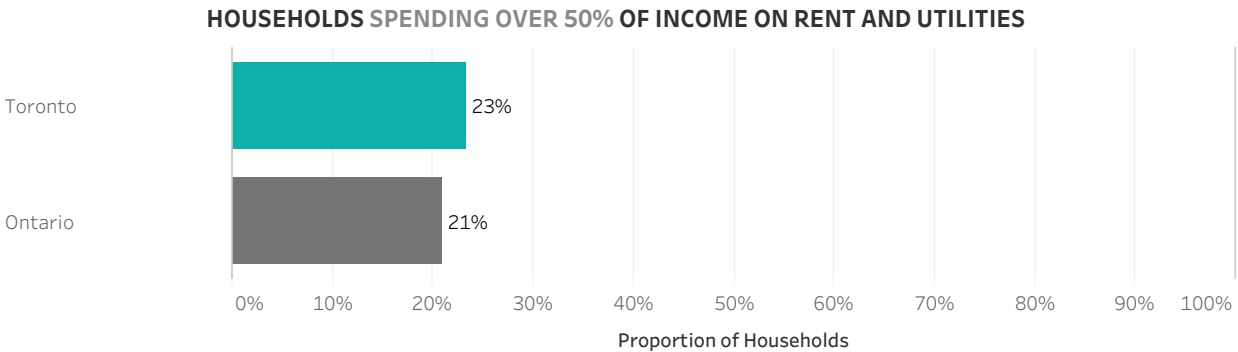
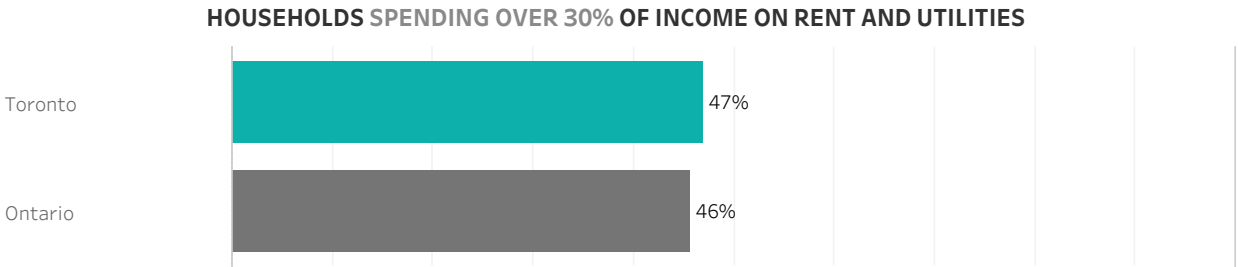
## AVERAGE MONTHLY RENT & UTILITIES

Ontario	Toronto
\$1,109	\$1,242



## HOUSEHOLDS LIVING IN OVERCROWDED CONDITIONS

Ontario	Toronto
12%	19%



STEP 1: FILTER THE MAP BY INCOME QUARTILE

Lowest Income Group (Q1)

STEP 2: SELECT A REGION ON THE MAP TO REVEAL A DATA TABLE BELOW. HOLD THE CTRL KEY TO SELECT MULTIPLE REGIONS



STEP 3: SELECT BETWEEN "PROPORTION" AND "AMOUNT" OF INCOME

Amount

AMOUNT/PROPORTION OF ADDITIONAL RENTER HOUSEHOLD INCOME NEEDED ANNUALLY TO MAKE CURRENT RENT AFFORDABLE (30% OF BEFORE-TAX INCOME)

	Name	Household Income Range	Quartile	Average Income	Studio	1-Bed	2-Bed	3-Bed	4-Bed	All Units
Ontario	Toronto	\$0 to \$22,881	Q1	\$12,935	\$12,489	\$21,966	\$34,364	\$38,241	\$41,761	\$25,185
		\$22,881 to \$45,498	Q2	\$33,928	\$3,813	\$8,940	\$12,887	\$13,220	\$17,164	\$10,872
		\$45,498 to \$76,896	Q3	\$59,806	-	-	-	-	-	-
		\$76,896 +	Q4	\$132,975	-	-	-	-	-	-
			All		\$1,350	-	-	-	-	-

STEP 1: FILTER THE MAP BY INCOME QUARTILE

Lowest Income Group (Q1)

STEP 2: SELECT A REGION ON THE MAP TO REVEAL A DATA TABLE BELOW. HOLD THE CTRL KEY TO SELECT MULTIPLE REGIONS



STEP 3: SELECT BETWEEN "PROPORTION" AND "AMOUNT" OF INCOME

Proportion

AMOUNT/PROPORTION OF ADDITIONAL RENTER HOUSEHOLD INCOME NEEDED ANNUALLY TO MAKE CURRENT RENT AFFORDABLE (30% OF BEFORE-TAX INCOME)

	Name	Household Income Range	Quartile	Average Income	Studio	1-Bed	2-Bed	3-Bed	4-Bed	All Units
Ontario	Toronto	\$0 to \$22,881	Q1	\$12,935	94%	170%	267%	301%	350%	195%
		\$22,881 to \$45,498	Q2	\$33,928	11%	27%	38%	38%	50%	32%
		\$45,498 to \$76,896	Q3	\$59,806	-	-	-	-	-	-
		\$76,896 +	Q4	\$132,975	-	-	-	-	-	-
			All		4%	-	-	-	-	-